

Kvalitetssikring af flowcytometri og komponenter bestemt med flowcytometri

- Udsendelse 2 - Marts 2009 - Program 3708 og 3709 -



Opgørelse for måling af prøverne med beads (Prøve A & Prøve B)

Laboratorienummer xxx

Generelle metodeoplysninger

Jeres maskine er BDBiosciences FACSCanto II

Yderlige oplysninger om opsætningen af jeres flowcytometer findes på sidste side


Prøven er modtaget 2009-03-11

Prøven er målt 2009-03-12



Resultatopgørelse (Prøve A)

Nile Red particles - CV på SSC

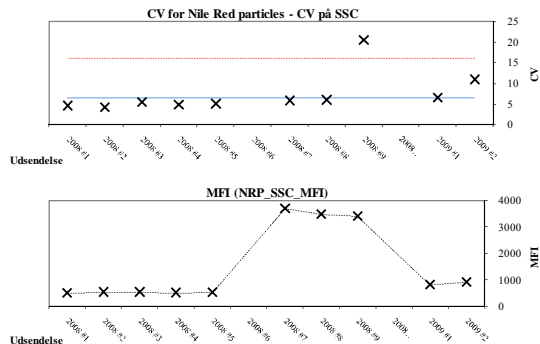


I har indrapporteret resultatet 11 %

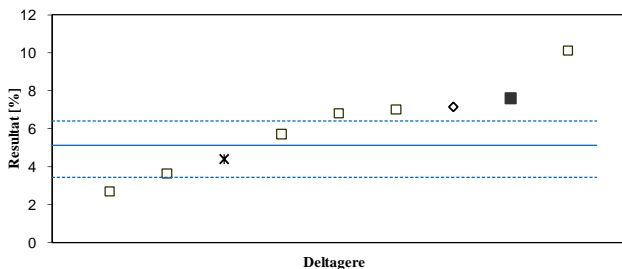
Median: 7,47

(afvigelse fra median: 46,73 %)

Antal resultater: 9



Nile Red particles - CV på FSC

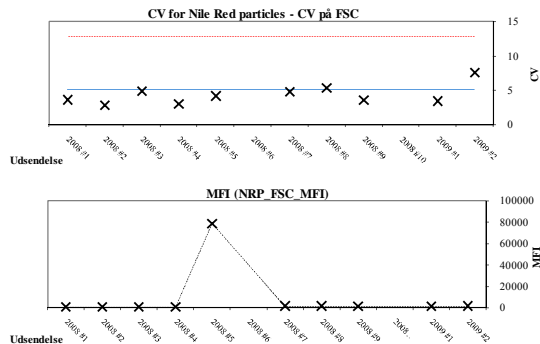


I har indrapporteret resultatet 7,6 %

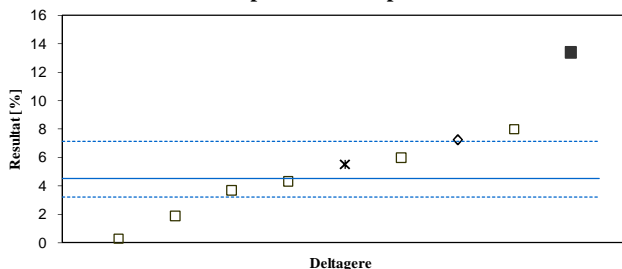
Median: 6,81

(afvigelse fra median: 12,91 %)

Antal resultater: 9



Nile Red particles - CV på FL1

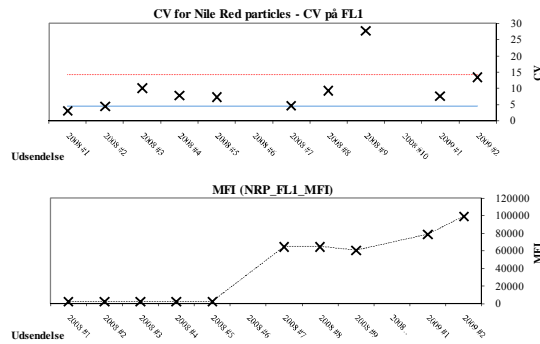


I har indrapporteret resultatet 13,4 %

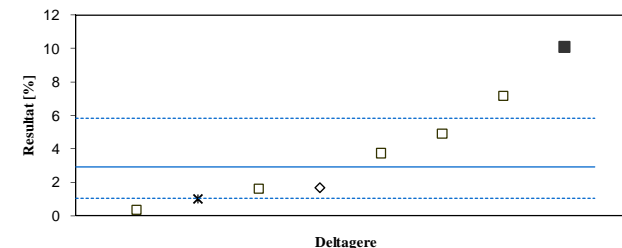
Median: 5,5

(afvigelse fra median: 141,1 %)

Antal resultater: 9



Nile Red particles - CV på FL2

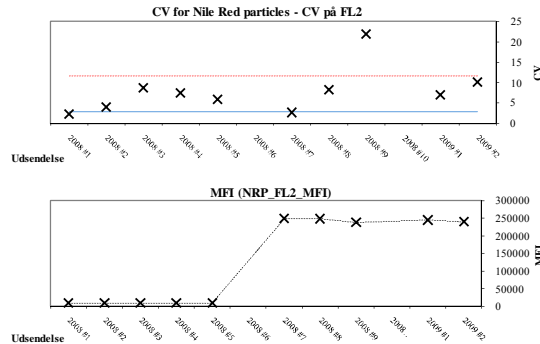


I har indrapporteret resultatet 10,1 %

Median: 2,71

(afvigelse fra median: 193,58 %)

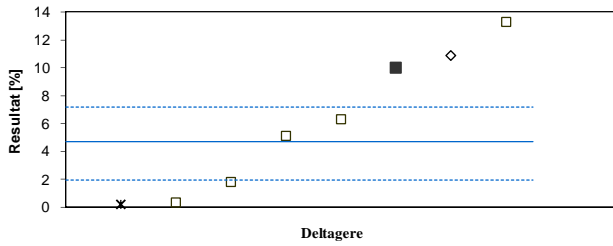
Antal resultater: 8



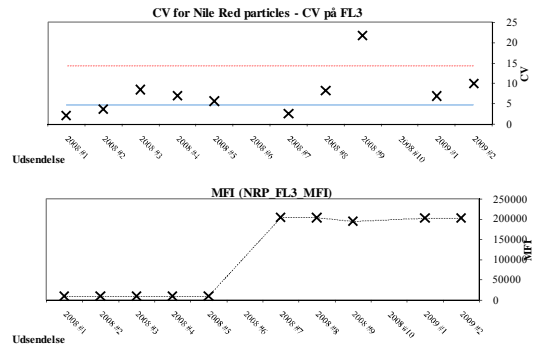
Laboratorienummer xxx



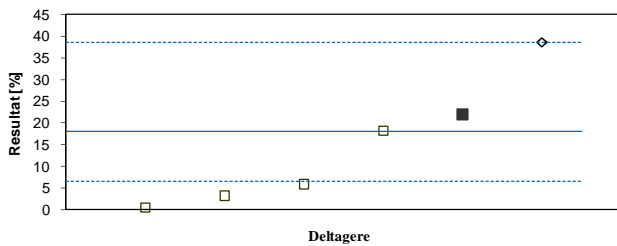
Nile Red particles - CV på FL3



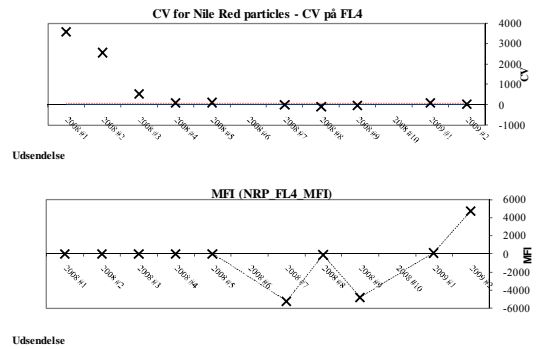
I har indrapporteret resultatet 10 %
 Median: 5,7 (afvigelse fra median: 71,8 %)
 Antal resultater: 8



Nile Red particles - CV på FL4

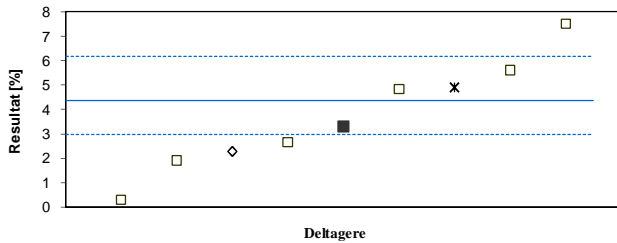


I har indrapporteret resultatet 21,9 %
 Median: 11,995 (afvigelse fra median: 67,36 %)
 Antal resultater: 6

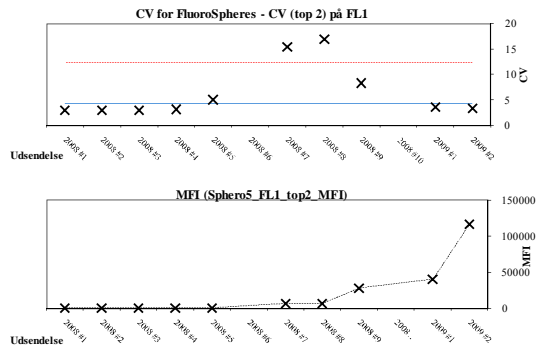


Resultatopgørelse (Prøve B)

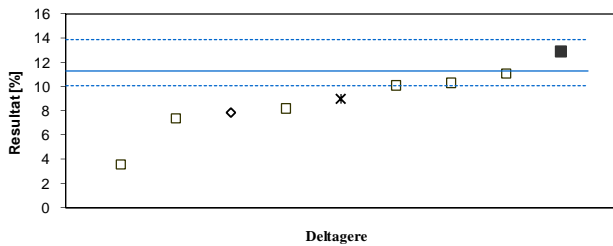
FluoroSpheres - CV (top 2) på FL1



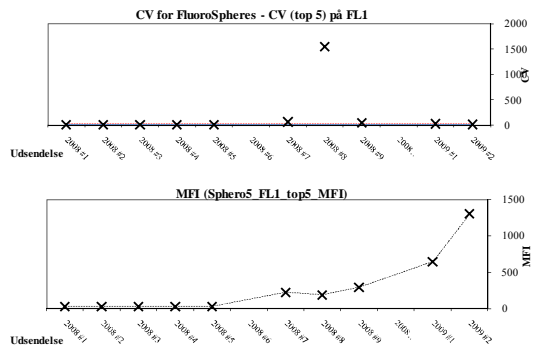
I har indrapporteret resultatet 3,3 %
 Median: 3,3 (afvigelse fra median: 0 %)
 Antal resultater: 9



FluoroSpheres - CV (top 5) på FL1



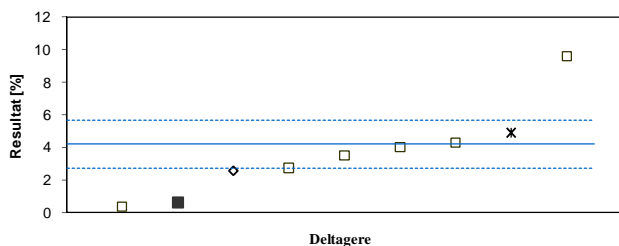
I har indrapporteret resultatet 12,9 %
 Median: 9 (afvigelse fra median: 43,66 %)
 Antal resultater: 9



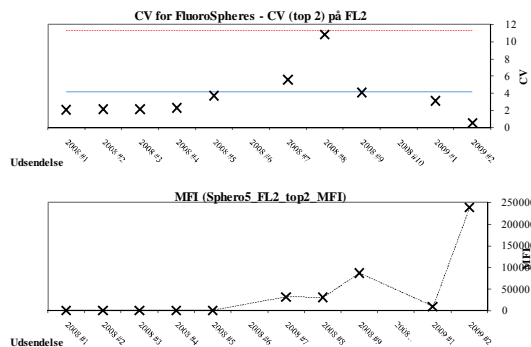


Resultatopgørelse (Prøve B)

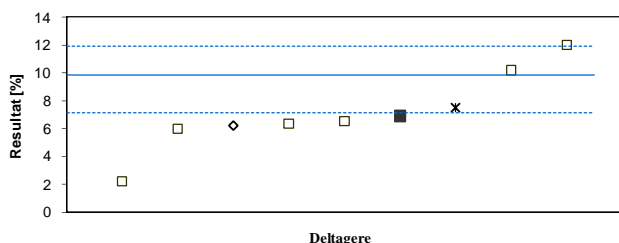
FluoroSpheres - CV (top 2) på FL2



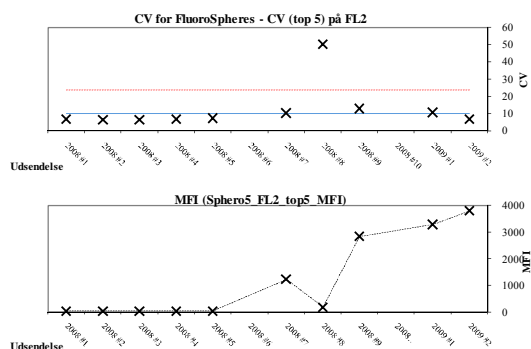
I har indrapporteret resultatet 0,6 %
Median: 3,5 (afvigelse fra median: -80,14 %)
Antal resultater: 9



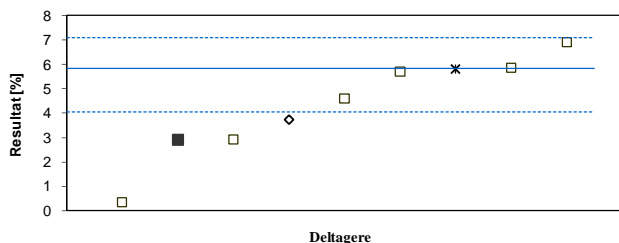
FluoroSpheres - CV (top 5) på FL2



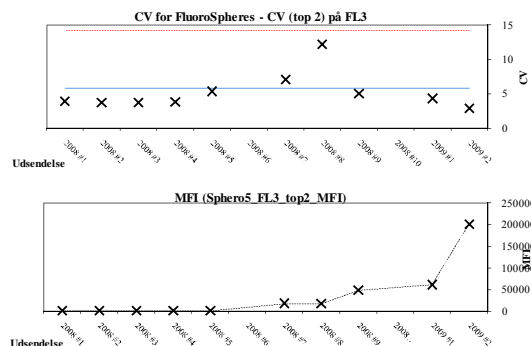
I har indrapporteret resultatet 6,9 %
Median: 6,55 (afvigelse fra median: 4,93 %)
Antal resultater: 9




FluoroSpheres - CV (top 2) på FL3



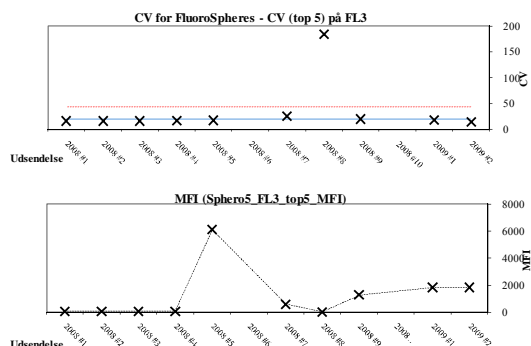
I har indrapporteret resultatet 2,9 %
Median: 4,6 (afvigelse fra median: -39,46 %)
Antal resultater: 9



FluoroSpheres - CV (top 5) på FL3



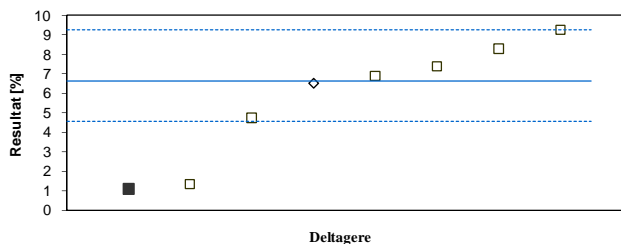
I har indrapporteret resultatet 15 %
Median: 14,3 (afvigelse fra median: 5,43 %)
Antal resultater: 9





Resultatopgørelse (Prøve B)

FluoroSpheres - CV (top 2) på FL4



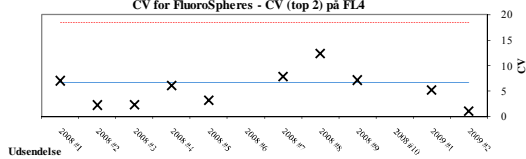
I har indrapporteret resultatet 1,1 %

Median: 6,71

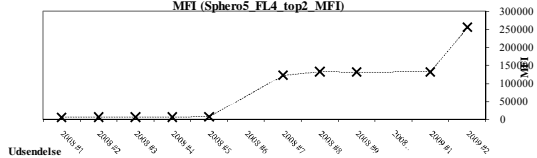
(afvigelse fra median: -98,4 %)

Antal resultater: 8

CV for FluoroSpheres - CV (top 2) på FL4



MFI (Sphero5_FL4_top2_MFI)





Opgørelse for måling af prøven med frisk blod (Prøve C)

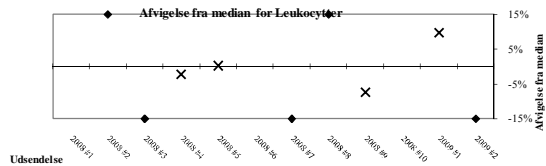
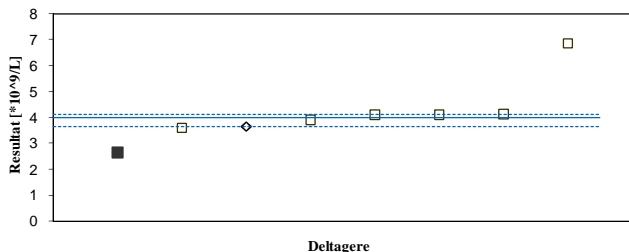
Generelle metodeoplysninger

Jeres maskine er BDBiosciences FACSCanto II
Jeres metode er Dual platform, der tælles med Tællekammer
I har talt 14603 events under målingen af Prøve C.

Yderlige oplysninger om opsætningen af jeres flowcytometer findes på sidste side.

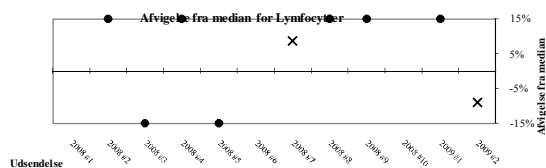
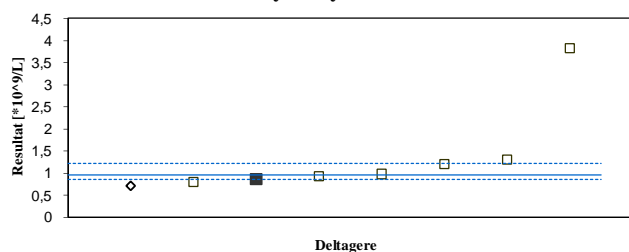
Resultatopgørelse (Prøve C)

Leukocytter



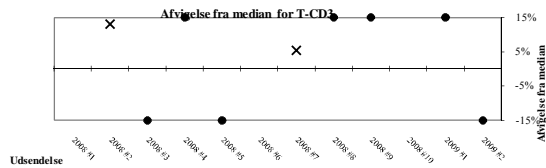
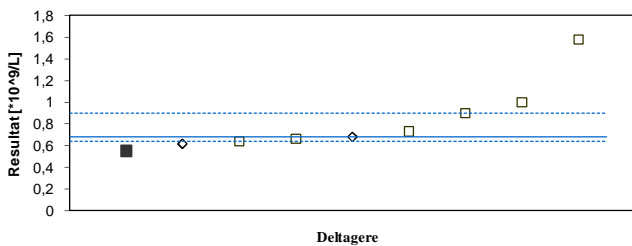
I har indrapporteret resultatet $2,64 \cdot 10^9/L$
Median: 4 (afvigelse fra median: -33,02 %)
Antal resultater: 8

Lymfocytter



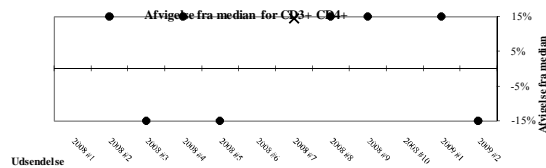
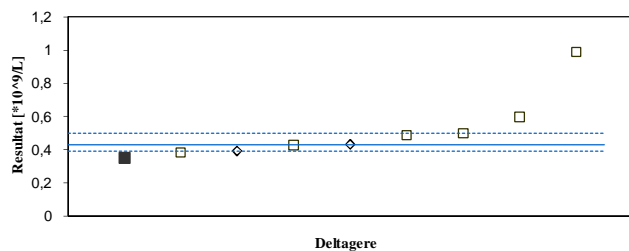
I har indrapporteret resultatet $0,87 \cdot 10^9/L$
Median: 0,955 (afvigelse fra median: -6,41 %)
Antal resultater: 8

T-CD3



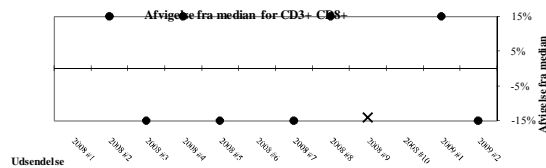
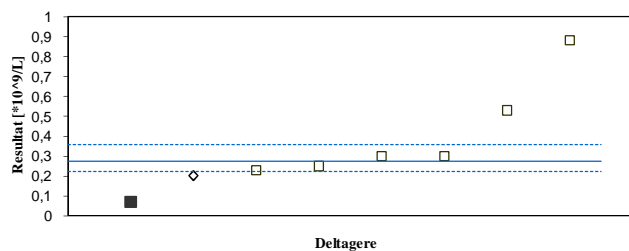
I har indrapporteret resultatet $0,55 \cdot 10^9/L$
Median: 0,681 (afvigelse fra median: -16,03 %)
Antal resultater: 9

CD3+ CD4+

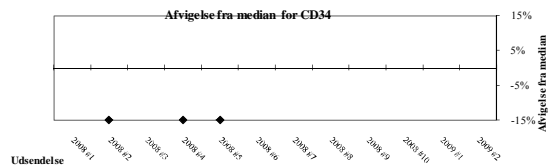
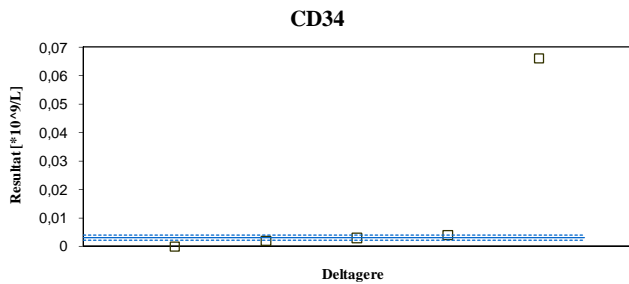


I har indrapporteret resultatet $0,35 \cdot 10^9/L$
Median: 0,431 (afvigelse fra median: -15,96 %)
Antal resultater: 9

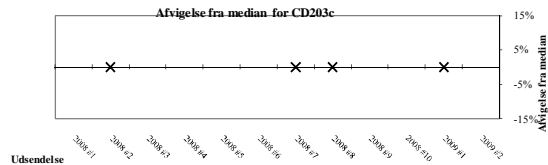

CD3+ CD8+



I har indrapporteret resultatet $0,07 \cdot 10^9/L$
Median: 0,275 (afvigelse fra median: -59,33 %)
Antal resultater: 8



I har ikke indrapporteret et resultat
Median: 0,003 (afvigelse fra median: - %)
Antal resultater: 5



I har ikke indrapporteret et resultat
#NUM! (afvigelse fra median: - %)
Antal resultater: 0

Indrapporterede indstilling af fotomultipliererne -primært setup

Disse indstillinger har I afleveret som et print, som vi har arkiveret.

Indrapporterede indstilling af antistoffer og flouochromer -primært setup

Komponent	Benyttet antistof			Flouochrom [type]
	[klon]	[forhandler]	[katalognummer]	
CD-45		BDBiosciences	555485	APC/FITC
CD-3		BDBiosciences	339186	AmCyan
CD-4		BDBiosciences	332772	PerCP-Cy5.5
CD-8		Serotec	MCA1226PF	RPE
CD-34				
CD-203c				

Evt. indrapporterede indstillinger for sekundært setup er ikke vist her.